



Grid Dynamics **Investor presentation**

Nasdaq: GDYN | Q2 2025

Disclaimer

Forward-looking statements

This communication contains “forward-looking statements” within the meaning of Section 27A of the Securities Act of 1933 and Section 21E of the Securities Exchange Act of 1934 that are not historical facts, and involve risks and uncertainties that could cause actual results of Grid Dynamics to differ materially from those expected and projected. These forward-looking statements can be identified by the use of forward-looking terminology, including the words “believes,” “estimates,” “anticipates,” “expects,” “intends,” “plans,” “may,” “will,” “potential,” “projects,” “predicts,” “continue,” or “should,” or, in each case, their negative or other variations or comparable terminology. These forward-looking statements include, without limitation, statements concerning Grid Dynamic’s expectations with respect to future performance, particularly in light of the macroeconomic environment and the Russian invasion of Ukraine, as well as its GigaCube strategy. These forward-looking statements involve significant risks and uncertainties that could cause the actual results to differ materially from the expected results. Most of these factors are outside Grid Dynamics’s control and are difficult to predict. Factors that may cause such differences include, but are not limited to: (i) Grid Dynamics operates in a rapidly evolving industry, which makes it difficult to evaluate future prospects and may increase the risk that it will not continue to be successful; (ii) Grid Dynamics may be unable to effectively manage its growth or achieve anticipated growth, particularly as it expands into new geographies, which could place significant strain on Grid Dynamics’ management personnel, systems and resources; (iii) Grid Dynamics’ revenues are highly dependent on a limited number of clients and industries, and any decrease in demand for outsourced services in these industries may reduce Grid Dynamics’ revenues and adversely affect Grid Dynamics’ business, financial condition and results of operations; (iv) macroeconomic conditions, inflationary pressures, the risk of recession, the impact of tariffs and other factors impacting world trade, and the geopolitical climate, including the Russian invasion of Ukraine, have and may continue to materially adversely affect our stock price, business operations, overall financial performance and growth prospects; (v) Grid Dynamics’ revenues are highly dependent on clients primarily located in the United States, and any economic downturn in the United States or in other parts of the world, including Europe or disruptions in the credit markets may have a material adverse effect on Grid Dynamics’ business, financial condition and results of operations; (vi) Grid Dynamics faces intense and increasing competition; (vii) Grid Dynamics’ failure to successfully attract, hire, develop, motivate and retain highly skilled personnel could materially adversely affect Grid Dynamics’ business, financial condition and results of operations; (viii) failure to adapt to rapidly changing technologies, methodologies and evolving industry standards may have a material adverse effect on Grid Dynamics’ business, financial condition and results of operations; (ix) issues relating to the use of artificial intelligence technologies may result in reputational harm or liability, (x) security breaches and other incidents could expose us to liability and cause our business and reputation to suffer; (xi) failure to successfully deliver contracted services or causing disruptions to clients’ businesses may have a material adverse effect on Grid Dynamics’ reputation, business, financial condition and results of operations; (xii) risks and costs related to acquiring and integrating other companies; (xiii) risks relating to the global regulatory environment as well as legal proceedings and other claims, and (xiv) other risks and uncertainties indicated in Grid Dynamics filings with the SEC. Grid Dynamics cautions that the foregoing list of factors is not exclusive. Grid Dynamics cautions readers not to place undue reliance upon any forward-looking statements, which speak only as of the date made. Grid Dynamics does not undertake or accept any obligation or undertaking to release publicly any updates or revisions to any forward-looking statements to reflect any change in its expectations or any change in events, conditions or circumstances on which any such statement is based.

Use of projections

This presentation contains projections for Grid Dynamics, including with respect to its revenue. Grid Dynamics’ auditors have not audited, reviewed, compiled or performed any procedures with respect to the projections for the purpose of their inclusion in this presentation, and accordingly, have not expressed an opinion or provided any other form of assurance with respect thereto for the purpose of this presentation. These projections are for illustrative purposes only and should not be relied upon as necessarily indicative of future results. In this presentation, certain of the above-mentioned projection information has been repeated for purposes of providing comparisons with historical data. The assumptions and estimates underlying the projected information are inherently uncertain and are subject to a wide variety of significant business, economic and competitive risks and uncertainties that could cause actual results to differ materially from those contained in the projected information. Accordingly, there can be no assurance that the projected results will be indicative of the future performance of Grid Dynamics or that actual results will not differ materially from those presented in the projected information.

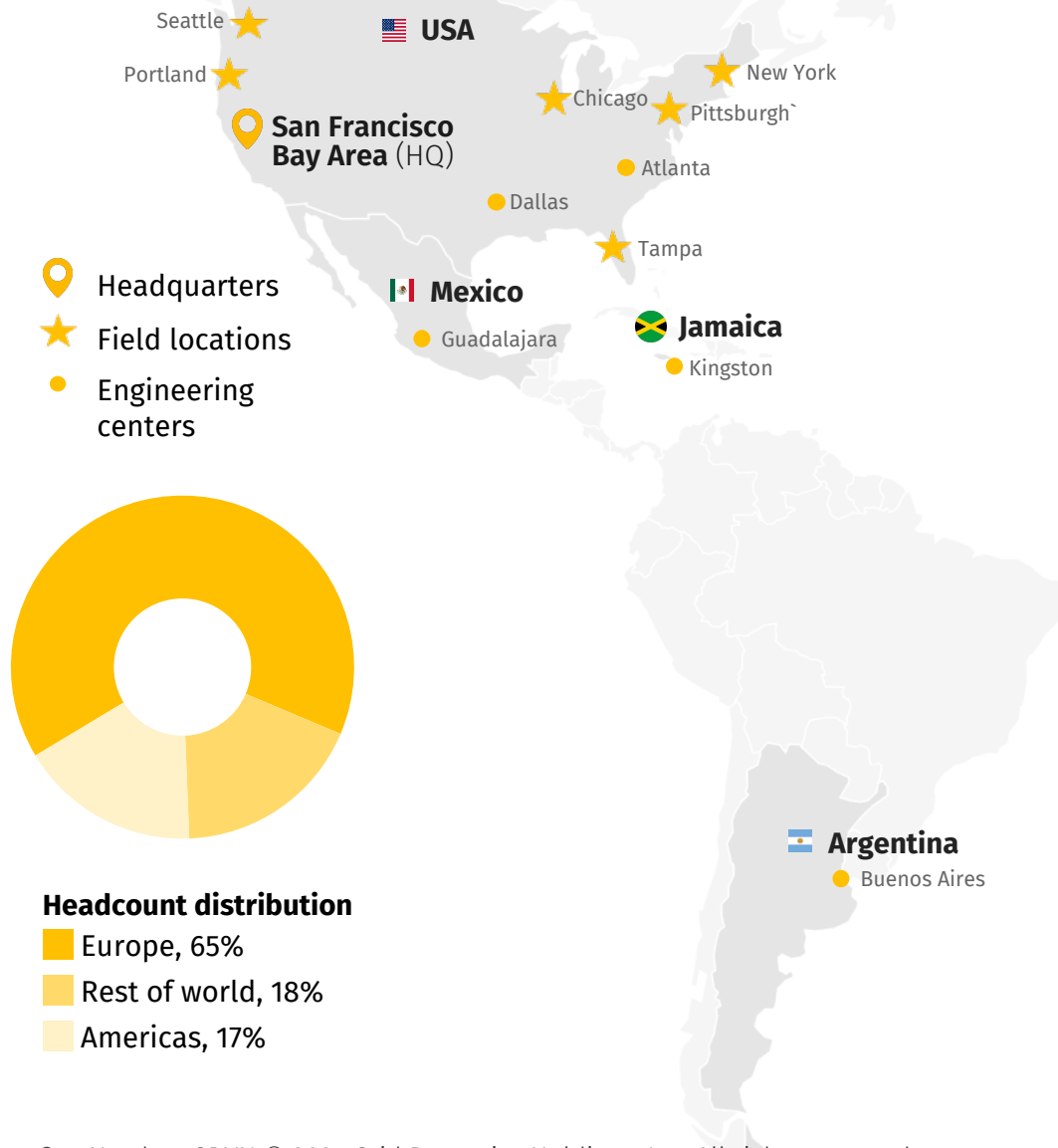
Industry and market data

This presentation includes market data and other statistical information for sources believed by Grid Dynamics to be reliable, including independent industry publications and other published independent sources. Some data are also based on the good faith estimates of Grid Dynamics, which are derived from their review of internal sources as well as the independent sources described above. Although Grid Dynamics believe these sources are reliable, they have not independently verified the information and cannot guarantee its accuracy and completeness.

Non-GAAP financial measures

In this presentation, Grid Dynamics supplements results reported in accordance with the United States generally accepted accounting principles, referred to as GAAP, with non-GAAP financial measures, including non-GAAP EBITDA, non-GAAP net income, non-GAAP gross profit, and non-GAAP earnings per share. Management believes these measures help illustrate underlying trends in Grid Dynamics’ business and uses the measures to establish budgets and operational goals, communicate internally and externally, for managing its business and evaluating its performance, including in comparison to prior periods. Non-GAAP EBITDA is defined as earnings before interest, taxes, depreciation and amortization, and excludes transaction and transformation-related expenses, stock-based compensation expenses, retention bonuses, restructuring charges, and geographic reorganization expenses. Non-GAAP EBITDA is not a measure of financial performance under GAAP and should not be considered as an alternative to, or more meaningful than, income from operations as a measure of operating performance or to cash flows from operating, investing or financing activities or as a measure of liquidity. Reconciliations of the differences between the non-GAAP measures to the comparable GAAP financial measures are included in this presentation. Grid Dynamics anticipates that it will continue to report certain non-GAAP financial measures in its financial results, including non-GAAP results that exclude stock-based compensation expense, acquisition-related charges, impairment of long-lived assets, amortization of certain intangible assets, retention bonuses, restructuring charges, geographic reorganization expenses, items related to one-time charges and benefits, gains and losses related to foreign exchange, fair value adjustments, other miscellaneous expenses, and the tax impact of any such pre-tax adjustments. Because these non-GAAP financial measures are not calculated in accordance with GAAP, these measures are not comparable to GAAP and may not be comparable to similarly described non-GAAP measures reported by other companies within Grid Dynamics’ industry. Consequently, Grid Dynamics’ non-GAAP financial measures should not be evaluated in isolation or supplant comparable GAAP measures, but should be considered together with the information in Grid Dynamics’ consolidated financial statements, which are prepared in accordance with GAAP.

Global delivery: follow-the-sun



Headcount distribution

- Europe, 65%
- Rest of world, 18%
- Americas, 17%



19

countries

5,000

engineers and business specialists

Who we are

Grid Dynamics is a leading provider of technology consulting, platform & product engineering, AI, and digital engagement services for Fortune 1000 corporations undergoing digital transformation.



Who we are | Grid Dynamics at a glance

We are a leading provider of technology consulting, product and platform engineering, AI, and advanced analytics for global enterprises undergoing digital transformation.

Market leading expertise

**AI
CLOUD
DATA
ANALYTICS
USER EXPERIENCE**

+ Proprietary accelerators
(e.g., microservices platform, analytical data platform, AI use cases)

Leading Fortune 1,000 clients

194
CUSTOMERS

Global scale
HEADQUARTER
SAN RAMON CA, USA

Q2 2025 REVENUE

\$101.1M

Q3 2025
REVENUE EXPECTATIONS

**\$103.0M to
\$105.0M**

Q2 2025 GAAP/non-GAAP EPS

\$0.06/\$0.10

Strategic M&A

JUXT

September 2024

NextSphere
technologies

April 2023

TACIT
KNOWLEDGE

May 2021

mobile
computing

October 2024

mutualmobile

December 2022

DAXX

December 2020

Skilled technical talent

5,013 Employees in Q2 2025
+26.6% YoY growth*

* Compared to 3,961 employees in Q2 2024

Partnership

aws partner network

nvidia

Google Cloud
Partner

CONTENTSTACK

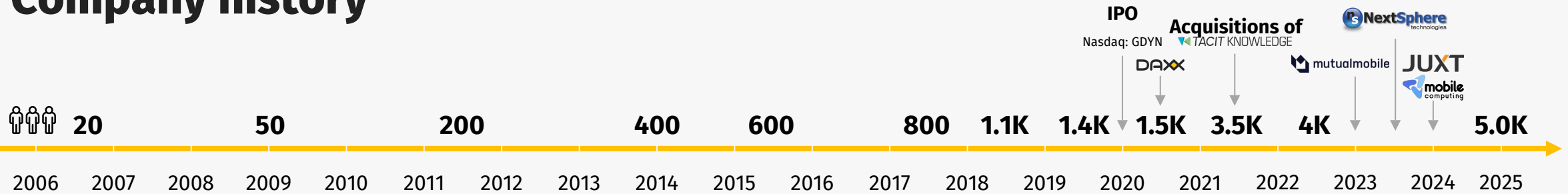
Microsoft
Partner

Temporal

commercetools

snowflake

Company history



Inception

Grid Dynamics was founded in 2006 in the Bay Area to enable cloud computing for enterprises

- Established in 2006 with the reputation of solving clients' toughest algorithmic challenges utilizing distributed computing and fast data.
- Refine and expand its service portfolio with help from Silicon Valley technology leaders.
- Opened its first offices in Central and Eastern Europe.

Traction

Grid Dynamics' growth was fueled by enterprises, as commerce shifted online/mobile

- Enabling consumer shifts to online/mobile spending accelerated Grid Dynamics' traction with enterprises.
- Grid Dynamics became widely known for its expertise in emerging cloud technology, big, and fast data.
- Grid Dynamics was selected as digital partner of choice for top U.S. retailers.

Growth

Grid Dynamics is well-positioned for strong multi-year growth in digital transformation

- **Grid Dynamics Nasdaq public listing** March 2020.
- **Broader traction across multiple industries**, becoming a trusted tier-1 supplier.
- **Presence in 19 countries** and industry-leading per capita revenues.
- **Expansions fueled by acquisitions** of Netherlands-based Daxx in 2020, UK-based Tacit Knowledge in 2021, Austin-based Mutual Mobile in 2022, India-based NextSphere in 2023, UK-based JUXT and Argentina-based Mobile Computing in 2024.

Investment highlights



Grid Dynamics

1

Large and fast-growing digital transformation market

2

Deep technology expertise with 8 years of AI experience

3

Impressive blue-chip client base with high client retention

4

Global delivery capabilities with focus on Europe, India, and the Americas

5

High-performance, co-innovation culture that values predictability, transparency and collaboration

6

Strong financial profile with a platform built for sustained growth

Our DNA is centered around technology and innovation

Our unique DNA elevates **Grid Dynamics as a strategic partner** at global enterprises across industry verticals

Always ahead of the technology curve

Grid Dynamics offerings

Open source, scalability & distributed computing

Cloud migration, CI/CD, big & fast data

Microservices, API-first, cloud, headless, mobile-first

Machine learning, data/ML platforms

AI

Agentic AI

TODAY

Technology waves

(adoption by enterprises)

2005

2010

2015

2020

2025

Distributed computing & open source

Cloud, DevOps, big data

Microservices, mobile, blockchain

Data science & ML

AI

Agentic AI

Digital innovation partner for Fortune 1000

TMT

Google

JABIL

exabeam

CPG & Manufacturing

align

PEPSICO

VONTIER™

Finance

RAYMOND JAMES®

fiserv.

Retail

AMERICAN EAGLE

★ macy's


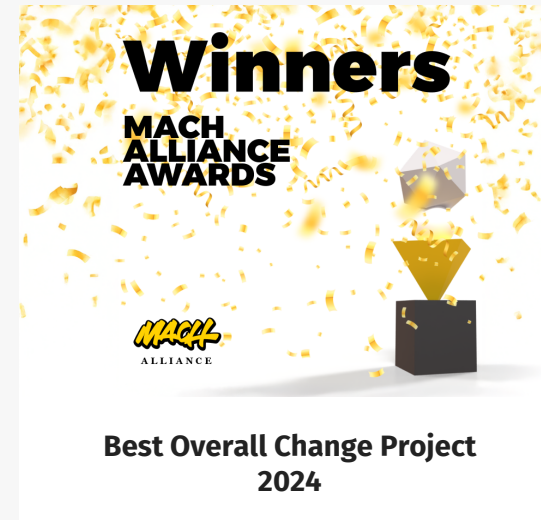
Healthcare & Pharma

Boston
Scientific

MERCK

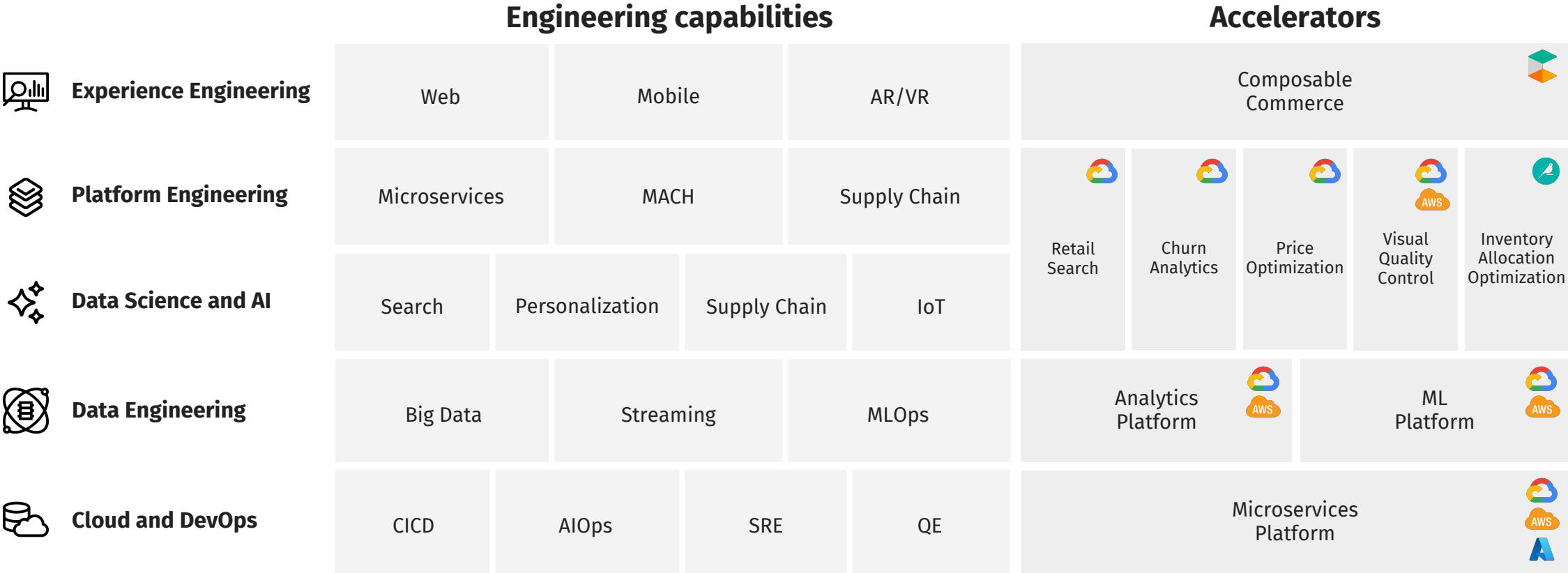
and many more...

Recognition by market research companies and alliances

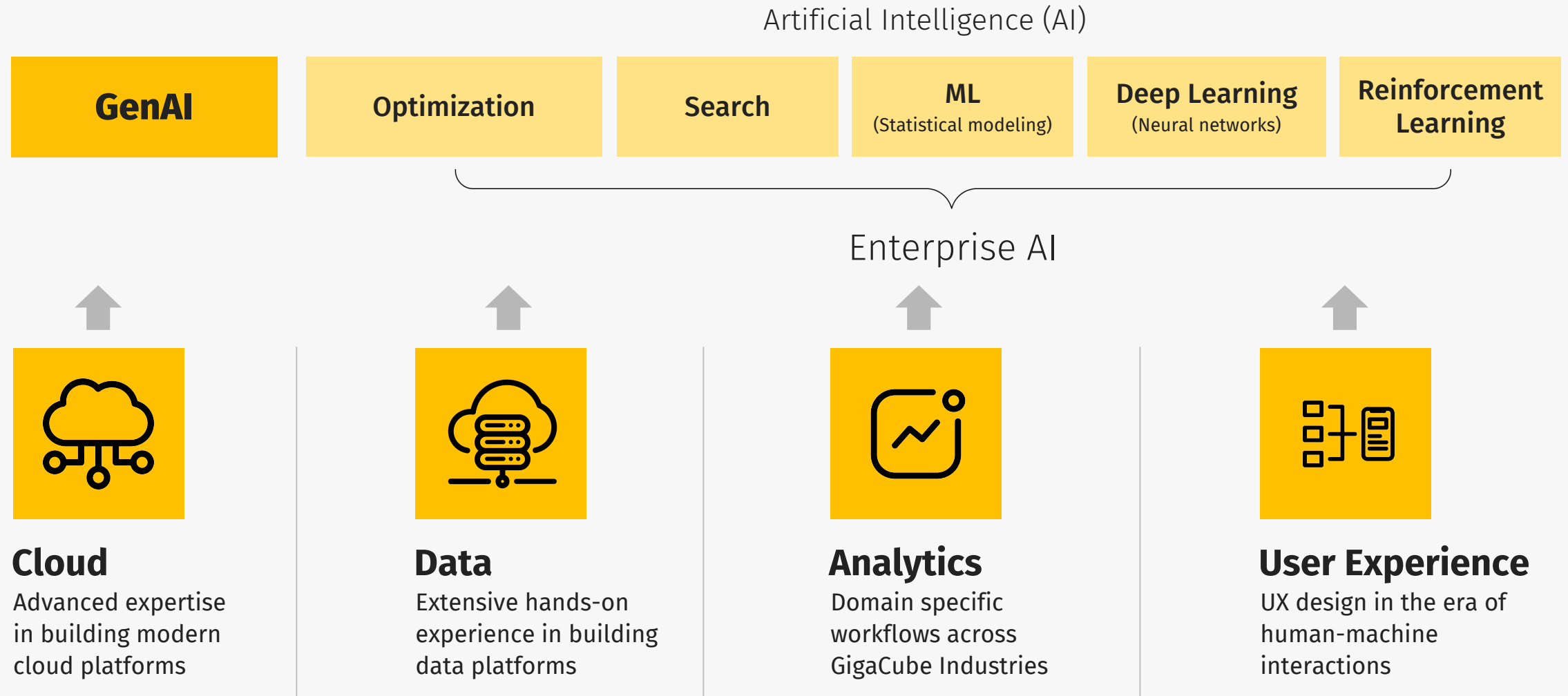


End-to-end capabilities to drive digital transformations at scale

18 years of distributed collaboration culture **thousands of** digital transformation projects



Our core expertise and key practice areas



No data, no scalable infra - no Enterprise AI / GenAI

Enterprise AI in Grid Dynamics


8 years in delivering AI solutions for world-leading enterprises

Recent enterprise AI insights:

[Agentic AI now builds autonomously. Is your SDLC ready to adapt?](#)

[4 advanced techniques to make your data AI-ready](#)


[Accelerating regulatory remediation with agentic AI and bitemporal data](#)



Introduction to Algorithmic Marketing AI for Marketing OPS (2017)



[Agentic AI: The next evolution in enterprise automation \(2025\)](#)



The Theory and Practice of Enterprise AI (2022)

- <https://www.enterprise-ai-book.com/>
- <https://www.amazon.com/dp/B0C54H6C3R>



[E-book \(2025\)](#)



TensorHouse

An open-sourced collection of reference ML and optimization models for enterprise operations

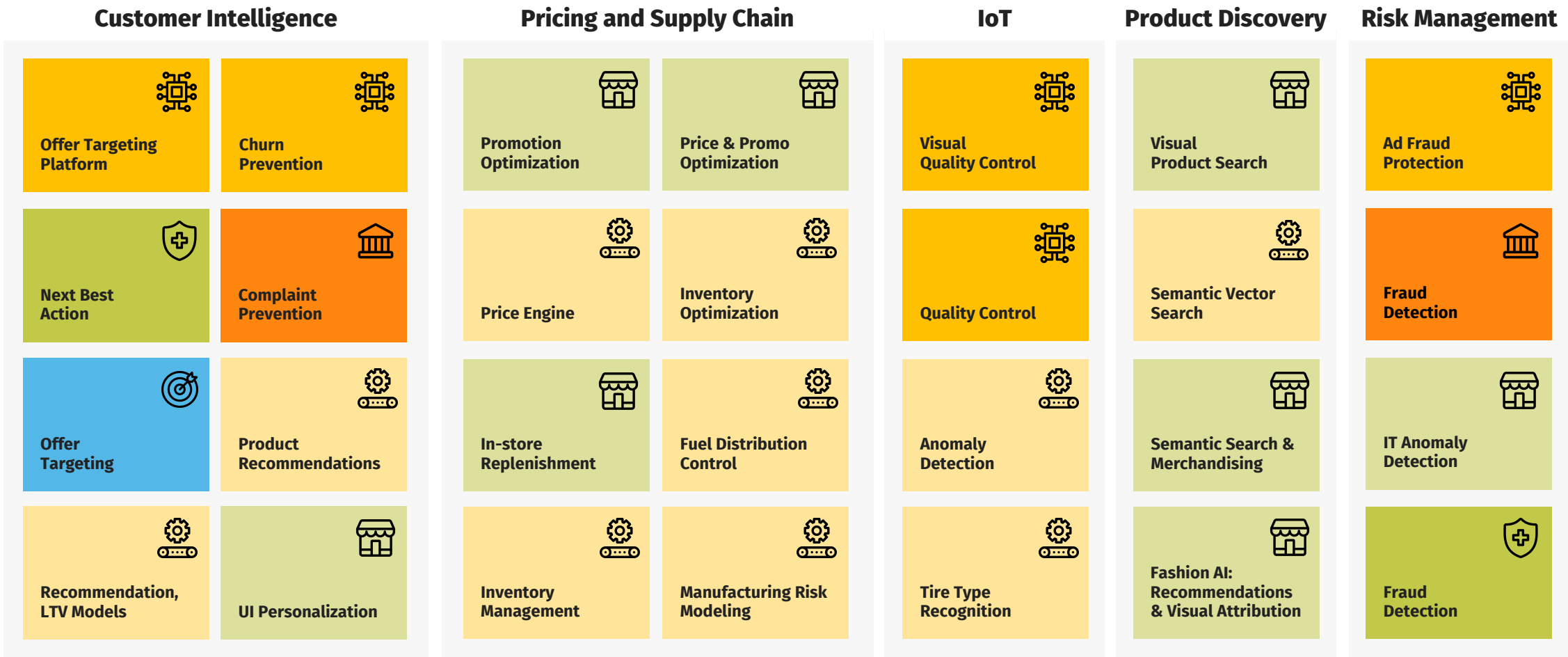
- [GitHub repo](#)
- 40+ models
- 900+ stars on GitHub



[Agentic AI commerce is here. \(2025\)](#)

Our enterprise AI experiences spans across industry verticals

Proven successful implementations across core industries and practice areas - some featured engagements



 Retail  CPG & Manufacturing  Finance  TMT  Healthcare & Pharma  Other

40+ proprietary accelerators drive competitive advantage

Pre-built, industry-tested solutions reduce Fortune 1000 implementation time from 12+ months to 6-9 months while ensuring enterprise-grade security and scalability

40+

Proprietary Accelerators

50%

Faster Implementation

\$1M+

Avg. Client Savings

Digital Commerce

End-to-end e-commerce and retail solutions

Composable Commerce

Headless CMS

AI-based Search & Recommendations

Product Data Management

Smart Manufacturing & IoT

Industrial IoT and manufacturing optimization solutions

IoT Control Tower

Production Line Optimization

Visual Quality Control

Physical AI & Robotics Platform

Policy Analytics

Marketing & Personalization

AI-driven customer engagement and optimization

Merchandising

Next Best Action

Price & Promo Optimization

Conversational Shopping

Churn Analytics

Demand Sensing & Forecasting

Supply Chain Intelligence

End-to-end supply chain optimization and visibility

Supply Chain Control Tower

Visual Process Analytics

Process Optimization

Inventory Allocation & Order Sourcing

Intralogistics Optimization

OMS Modernization

Enterprise AI & Cloud Platforms

Core Analytics Platform

Data Observability

Data Migration

Customer 360 Platform

Core ML Platform

LLMOps

Agentic AI Platform

Modernization Framework

Global Watch & AIOps

Developer Portal

Microservices Platform

AI-first Developer Productivity Tools

Competitive Moat Through Proprietary IP

Our accelerators represent **8+ years of concentrated R&D investment** and real-world Fortune 1000 deployments. This proprietary IP creates sustainable competitive advantages that competitors cannot easily replicate, enabling premium pricing and deeper client relationships.

Proven land and expand strategy that enables our clients' digital journeys

Typical entry points:

Artificial Intelligence

Data Science

Customer Experience

Application Modernization

Transform
Guide clients to create a product culture & engrain agile methods into processes & organizations

Scale & expand
Success of complex engagements builds trust & enables scope expansion within existing and to additional business units

Client digital journey

Discover
Fuel client transformation path through discovery workshops and prototyping

Innovate
Leverage technical expertise & accelerators to deliver higher quality products with reduced time to market

Iterate

Successful projects with high quality deliverables & measurable outcomes chart the path for renewals

Platform built for sustained growth

Proven framework for organic growth...

85–10–5 approach to revenue growth

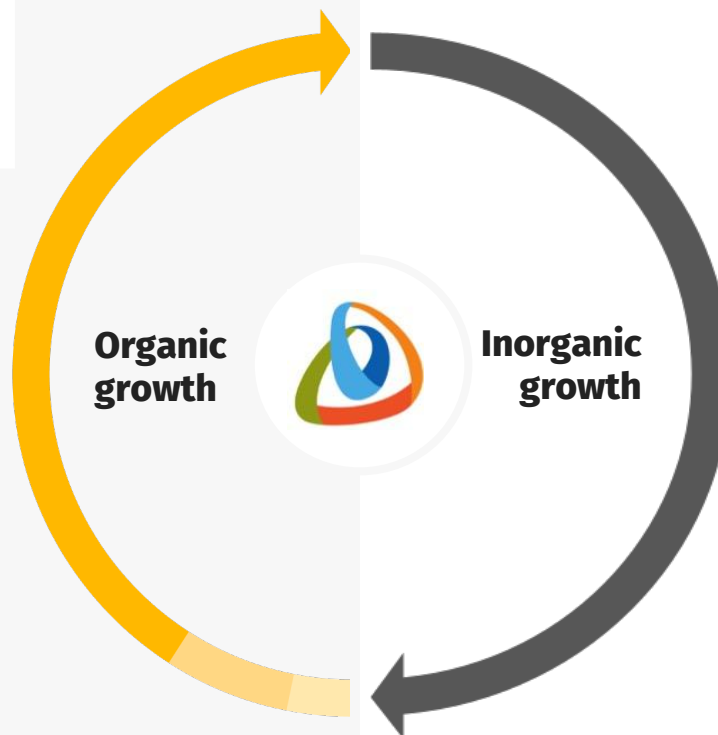
- 85%** Revenue growth attributable to mature Grid Dynamics clients (*relationship length >2 years*)
- 10%** Revenue growth attributable to emerging Grid Dynamics clients (*relationship length 1-2 years*)
- 5%** Revenue growth attributable to new logos (*relationship length <1 year*)

...bolstered by actionable M&A pipeline

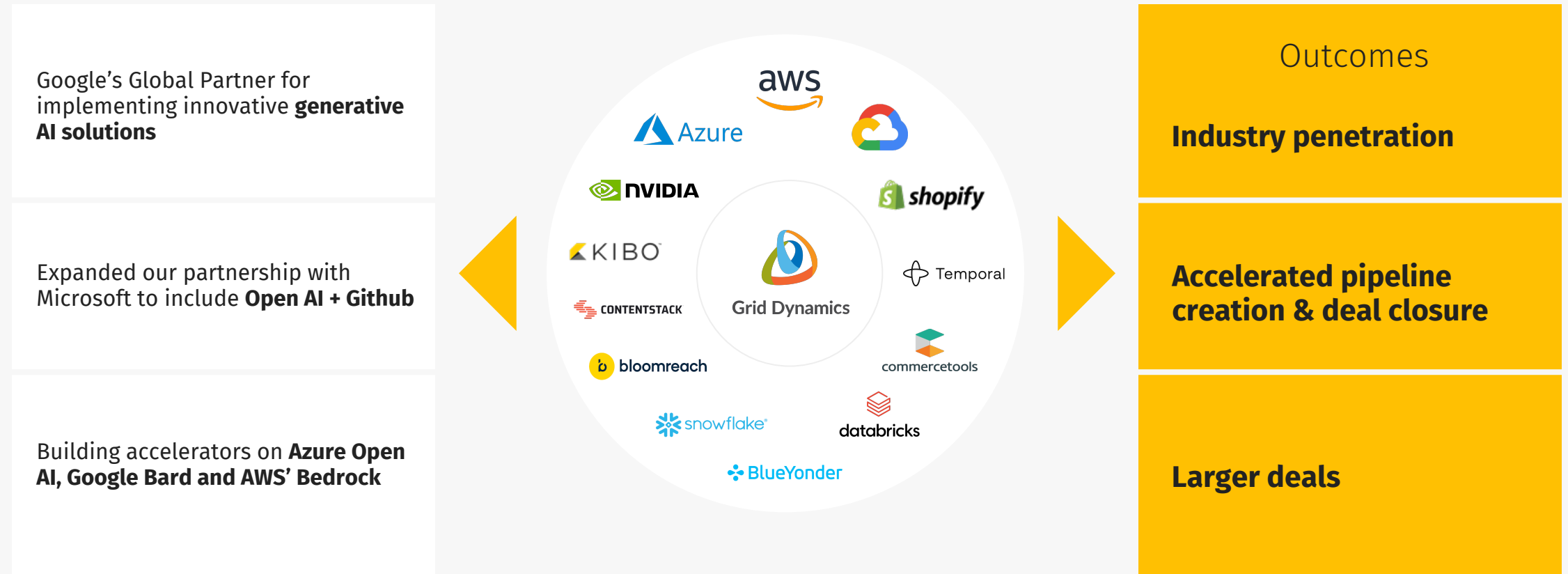
Thoughtful barbell approach to acquisitions

Highly fragmented market provides a steady volume of high-quality targets at highly accretive valuations

Globally distributed delivery model provides expertise necessary to successfully execute transformational acquisitions at the right time



Partnership is a force multiplier to scale our business



Partner influenced **revenues increased from less than 1% to 18%** over past 3 years

Number of partners increased from 4 to over a dozen in the past 3 years

GigaCube – our strategic initiative to reach \$1B in annual revenue

Geo scalability

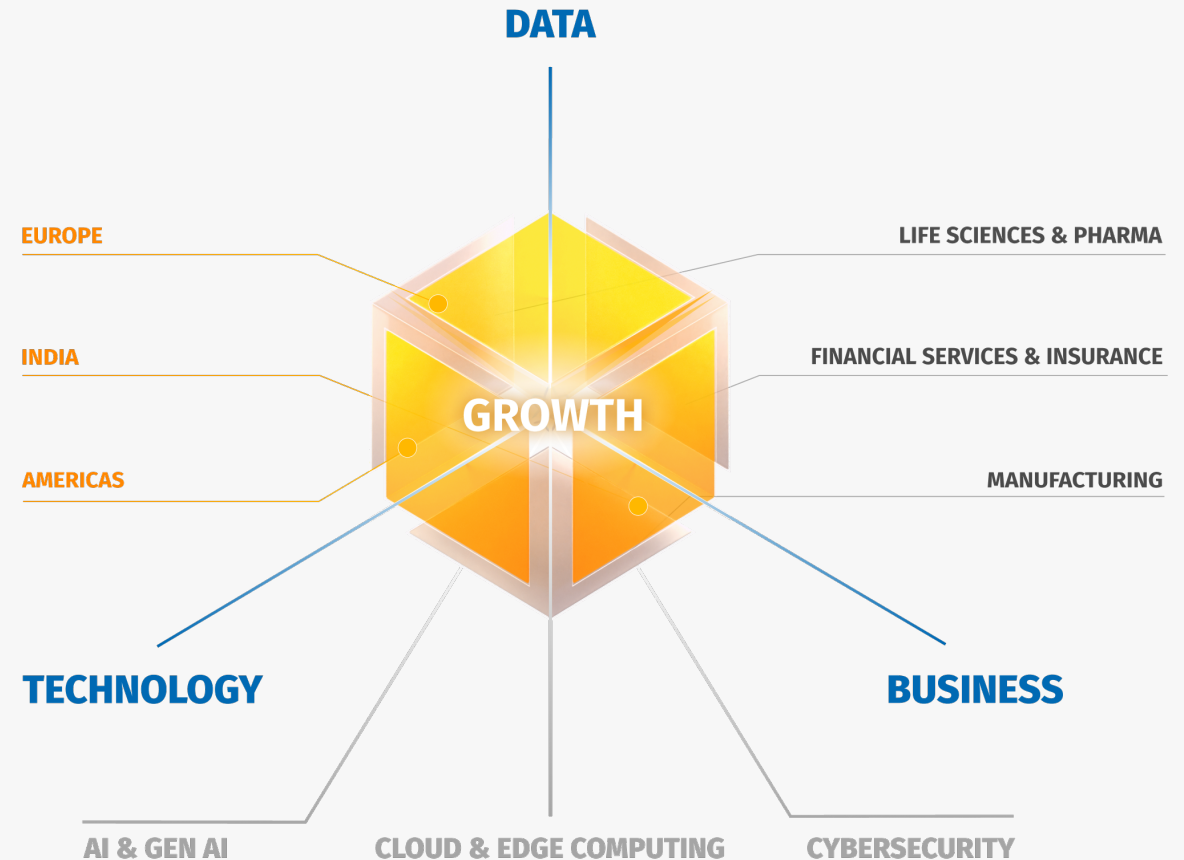
- Global footprint expansion
- Talent acquisition framework

Innovation

- Investing in our engineering DNA
- Create an inspiring engineering culture

Industry expansion

- Diversification and growth across new industry verticals
- Strategic M&A



Spotlight on 2024 acquisitions

The logo for Juxt, featuring the word "JUXT" in a bold, sans-serif font. The letter "X" is stylized with a blue and yellow geometric design.

SEPTEMBER 2024

Delivers complex end-to-end solutions, specializing in mission-critical platforms and products for leading banks and financial institutions, based in London, UK.

Banking and financial services industries capabilities

Accelerated growth in the banking and financial services industries, particularly in Europe, through the acquisition of Juxt.

Enhanced go-to-market offering

Enhanced go-to-market offering in financial services by integrating expertise in full life cycle development and operation of mission-critical information systems.

Expanded portfolio of enterprise clients

Expanded portfolio of enterprise clients, strengthening Grid Dynamics' position as a leader in complex data solutions.



OCTOBER 2024

A leader in digital transformation, offering a comprehensive suite of solutions for manufacturing, CPG, and financial services, based in Buenos Aires, Argentina.

Empowering Americas delivery

Enhanced delivery capabilities across the Americas, improving client support.

Industry expertise expansion

Expansion of expertise in manufacturing, consumer packaged goods (CPG), and financial services.

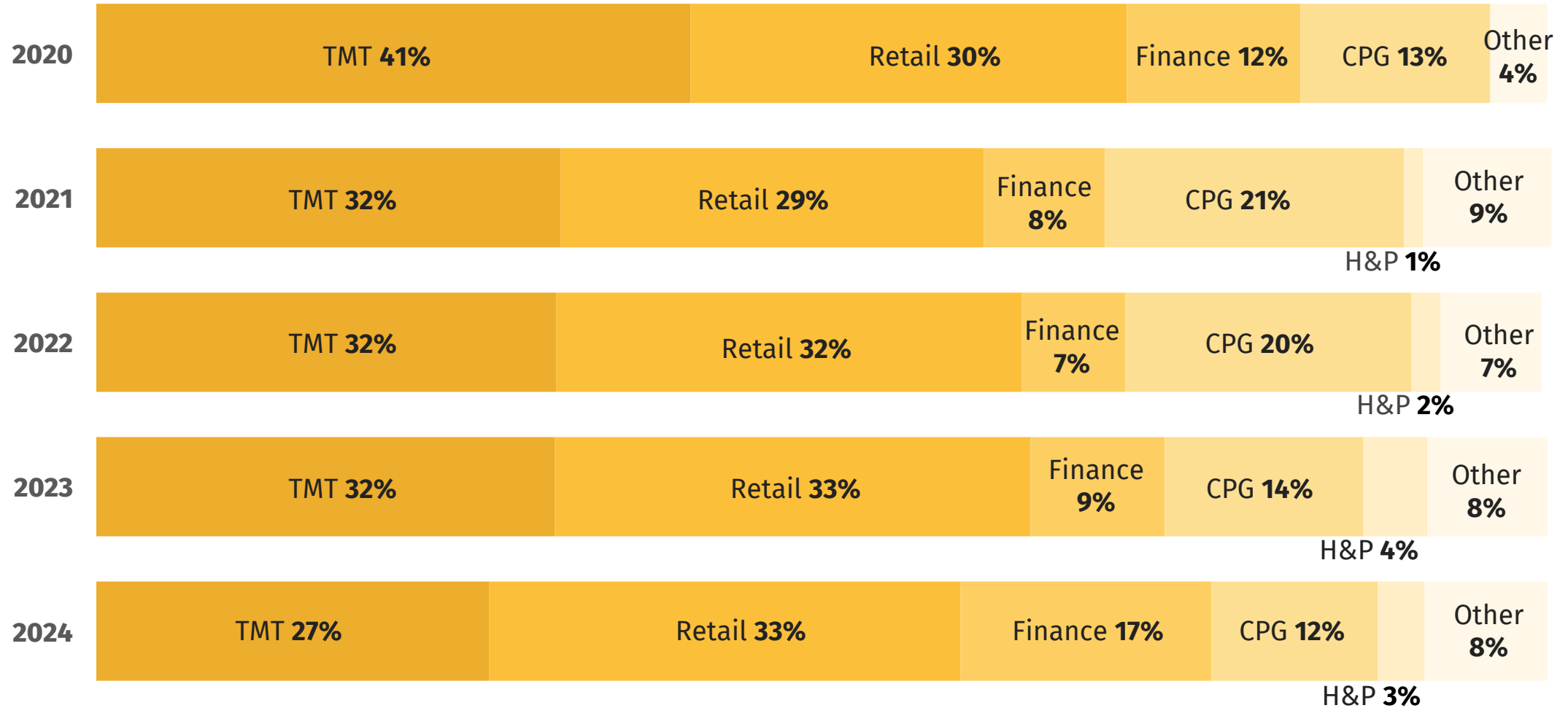
Boosted digital co-creation

Strengthening of Grid Dynamics' digital services and UI/UX co-creation capabilities.

The background features a complex, organic pattern of overlapping, wavy lines in shades of teal, yellow, and grey. A large, dark teal oval shape is prominent on the left side. In the upper right, there are large, rounded, golden-yellow shapes. At the bottom, there are more wavy, layered lines in light beige and cream, with a single golden-yellow sphere resting on them. A white rectangular box is positioned in the center-right, containing the text.

Financial overview

Grid Dynamics has become increasingly diversified



*H&P - Healthcare and Pharma

Q2 2025 key financial metrics

	GAAP Q2 2025	Non-GAAP Q2 2025
Revenues	\$101.1M	\$101.1M
Q/Q change	0.7%	0.7%
YoY change	21.7%	21.7%
Gross profit	\$34.5M	\$35.1M
Gross margin	34.1%	34.7%
Net income	\$5.3M	\$8.3M
% of revenue	5.2%	8.2%
EPS	\$0.06	\$0.10
Diluted share count	86.4M	86.4M
Non-GAAP EBITDA	n/a	\$12.7M
% of revenue		12.6%

Q2 2025 financial highlights

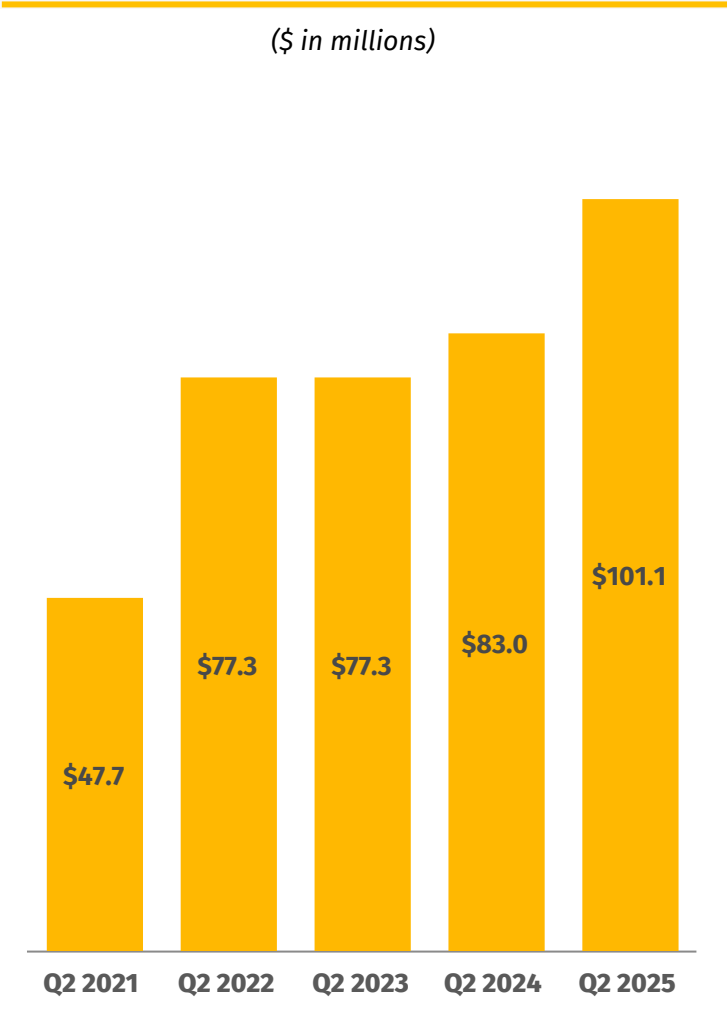
- Total revenues were **\$101.1M**, an **increase of 0.7% and 21.7%** sequentially and on a year-over-year basis, respectively.
- **GAAP gross profit was \$34.5M or 34.1%** of revenues, compared to GAAP gross profit of \$37.0M or 36.8% of revenues in the first quarter of 2025 and to GAAP gross profit of \$29.6M or 35.6% of revenues in the second quarter of 2024.
- **Non-GAAP gross profit was \$35.1M or 34.7%** of revenues, compared to Non-GAAP gross profit of \$37.6M or 37.4% of revenues in first quarter of 2025 and to Non-GAAP gross profit of \$30.1M or 36.2% of revenues in the second quarter of 2024.
- **Non-GAAP EBITDA was \$12.7M**, compared to Non-GAAP EBITDA of \$14.6M in the first quarter of 2025 and Non-GAAP EBITDA of \$11.7M in the second quarter of 2024.

Accelerating business momentum in Q2 2025

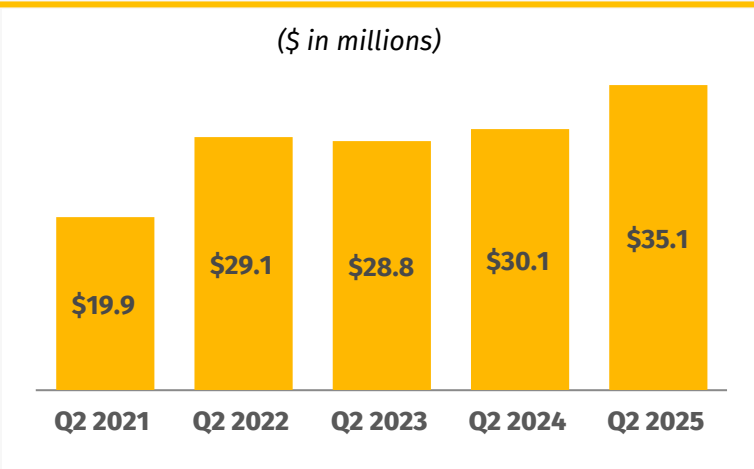
Q2 2025 revenue

	(\$ in millions) (% of revenue)	
Retail	\$29.6	29.2%
Finance	\$25.4	25.1%
TMT	\$25.2	24.9%
CPG	\$10.6	10.5%
Healthcare & Pharma	\$2.5	2.5%
Other	\$7.8	7.8%

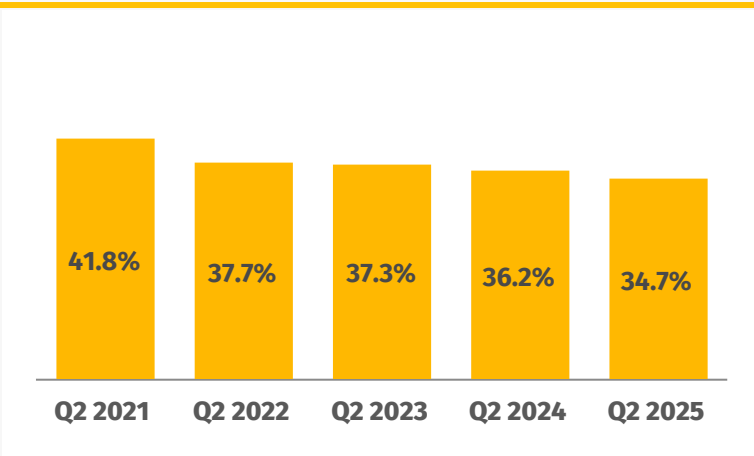
Q2 revenue



Q2 Non-GAAP gross profit

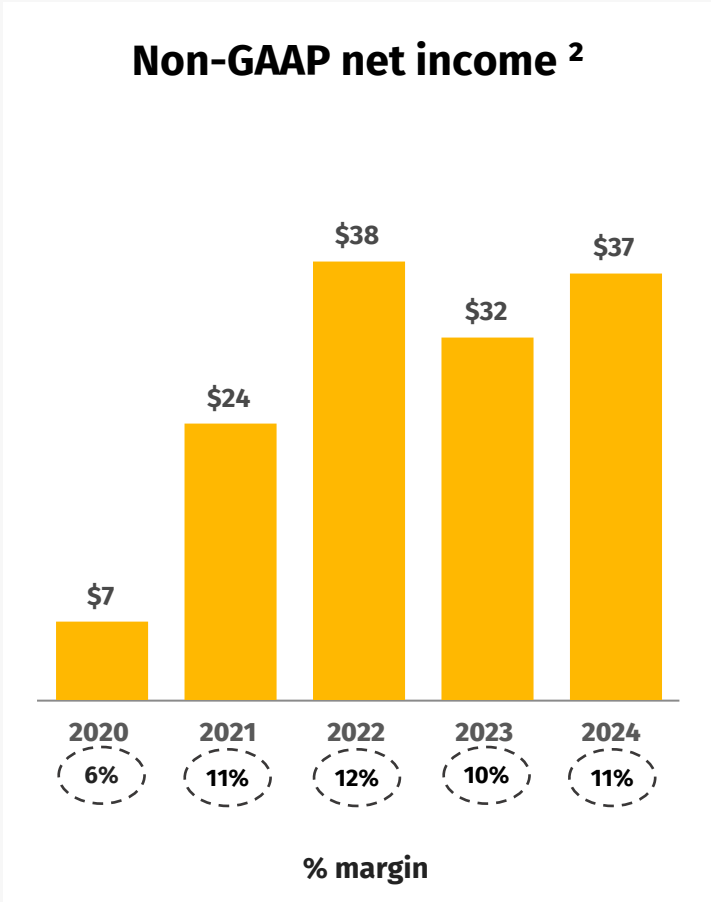
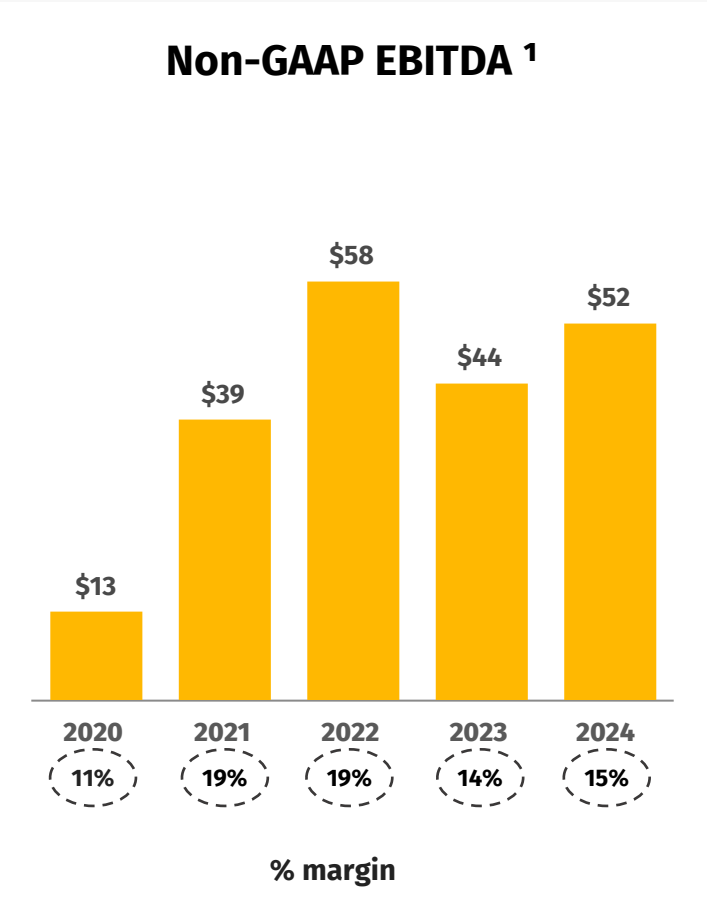
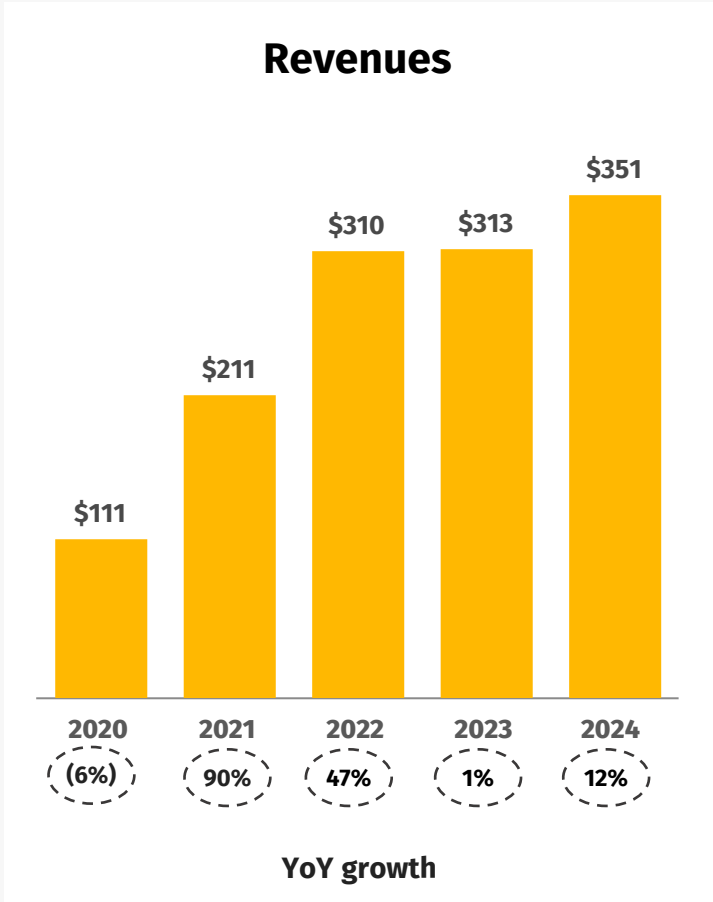


Non-GAAP gross profit margin (%)



Annual key metrics (historical)

(\$ in millions)

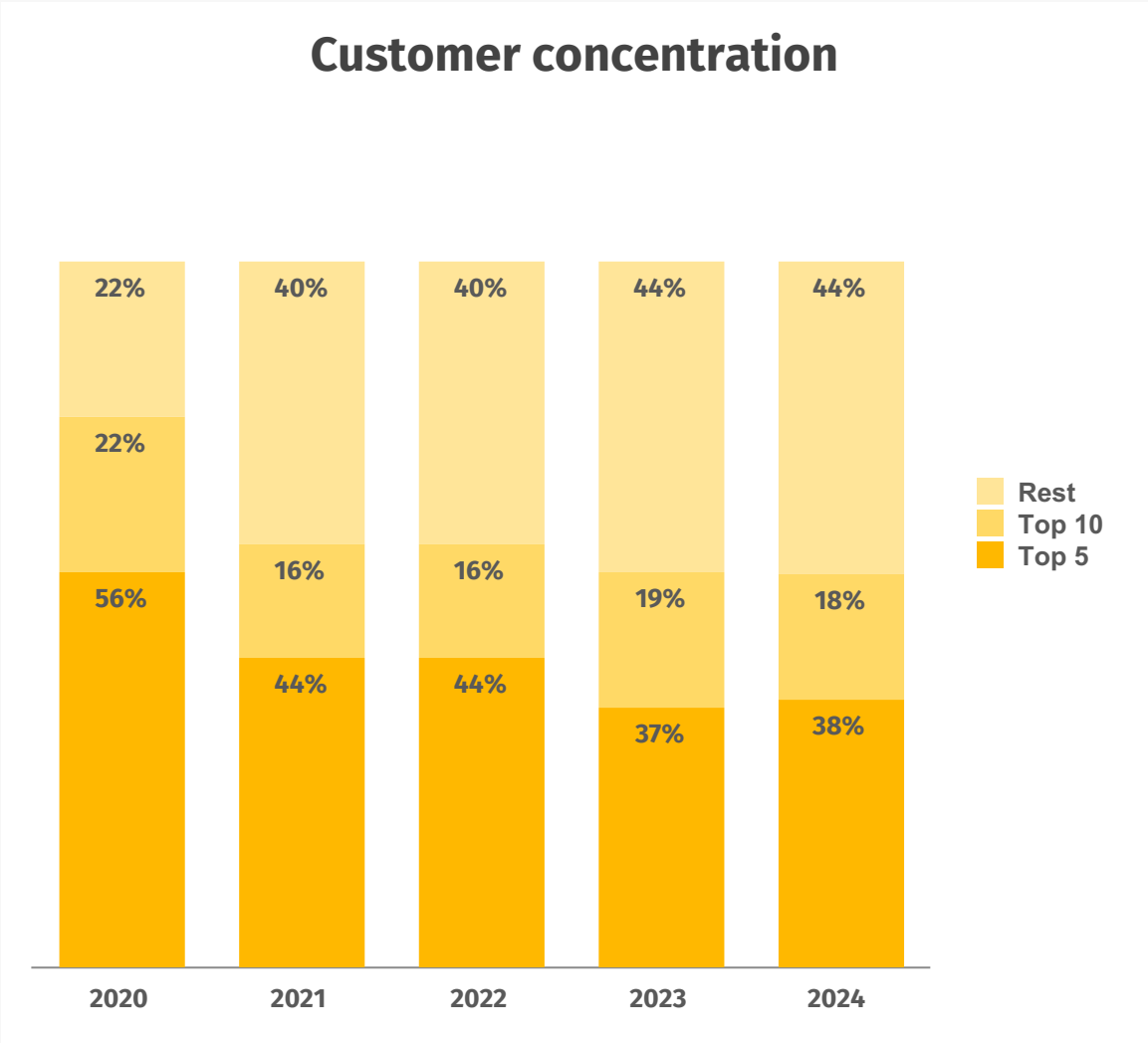
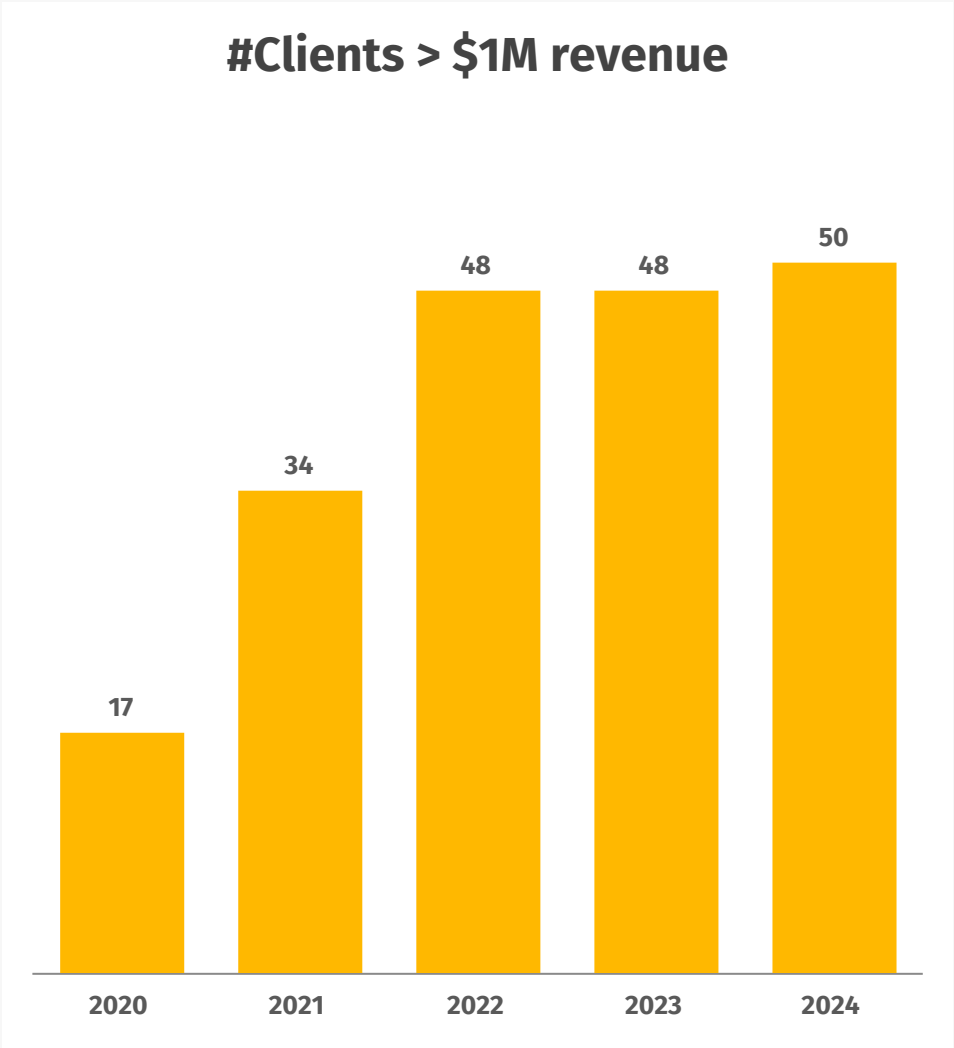


1. **Non-GAAP EBITDA:** net income/(loss) before interest income/expense, provision for income taxes and depreciation and amortization, and further adjusted for the impact of stock-based compensation expense, transaction-related costs (which include, when applicable, professional fees, retention bonuses, and consulting, legal and advisory costs related to Grid Dynamics' merger and acquisition and capital-raising activities), impairment of long-lived assets, restructuring costs, one-time charges, and non-operating income/(expenses), net (which includes mainly foreign currency transaction gains and losses, fair value adjustments, and other miscellaneous expenses).

2. **Non-GAAP net income:** net income/(loss) adjusted for the impact of stock-based compensation expense, transaction-related costs (which include, when applicable, professional fees, retention bonuses, and consulting, legal and advisory costs related to Grid Dynamics' merger and acquisition and capital-raising activities), impairment of long-lived assets, restructuring costs, one-time charges, and non-operating income/(expenses), net (which includes mainly foreign currency transaction gains and losses, fair value adjustments, and other miscellaneous expenses), and the tax impacts of these adjustments. During the year ended December 31, 2024, the Company started to include interest income/(expenses), net in its calculation of non-GAAP net income. As a result, the Company has adjusted previously reported Other (income)/expense, net adjustment to include interest income, net of \$9.3 million, \$2.1 million, \$0.1 million and \$0.1 million for the years ended December 31, 2023, 2022, 2021 and 2020 respectively.

Annual key metrics (historical)

(\$ in millions)





Grid Dynamics

trusted engineering partner for digital transformation

Thank you!

Grid Dynamics Holdings, Inc.

5000 Executive Parkway,
Suite 520 / San Ramon, CA

+1 650-523-5000

info@griddynamics.com

www.griddynamics.com